

WV-CP630 Series

NTSC WV-CP630 (120 V AC)

PAL WV-CP630 (220 ~ 240 V AC)

WV-CP634 (24 V AC or 12 V DC)

WV-CP634 (24 V AC or 12 V DC)

Lens: optional



Super Dynamic 6 Day/Night Camera with ABS (Adaptive Black Stretch), and ABF (Auto Back Focus)

Key Features

- **Super Dynamic 6** delivers Superior image by fusion of Super Dynamic and ABS (Adaptive Black Stretch) .
- High resolution : 700 TV lines typical
- High sensitivity with Day/Night function : 0.08 lx (Color), 0.008 lx (B/W) at F1.4. IR cut filter switches on/off to enhance the sensitivity in B/W mode.
- ABF (Auto Back Focus) ensures easy installation and stable focus in both color and B/W modes.
- 3-dimensional color conversion function for natural color reproduction even in lower color temperature situation
- Adaptive Digital Noise Reduction : Integration of 2D-DNR and 3D-DNR ensures noise reduction in various conditions.
- Electronic sensitivity enhancement : Auto (Up to 32x) / Fix (Up to 512x)
- Electronic shutter from 1/100 (NTSC), 1/120 (PAL) to 1/12,000 sec.
- Digital zoom : Up to 2x
- Alarm input and alarm output terminals
- Auto Image Stabilizer for applications where vibration or wind is a concern
- Internal / Line-lock / Multiplexed Vertical Drive (VD2)* synchronization
- Over the coaxial cable data communication

- 16 alphanumeric camera title display
- Multi language : English, French, Italian, Spanish, German, Russian, Portuguese, Japanese

* NTSC model only

Standard Accessories

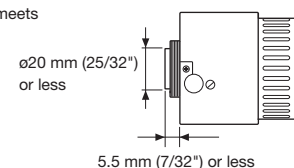
- | | | | |
|---|-------|--------------------------------------|-------|
| • CD-ROM (including Operating Instructions) | 1 pc. | • Power Cord (for WV-CP630) | 1 pc. |
| • Installation Guide..... | 1 pc. | • Power Cord Plug (for WV-CP634) ... | 1 pc. |

Compatible Panasonic lenses

WV-LZA61/2S, WV-LZ62/8S

In case of use of other lenses

Please select lenses that meets the following:

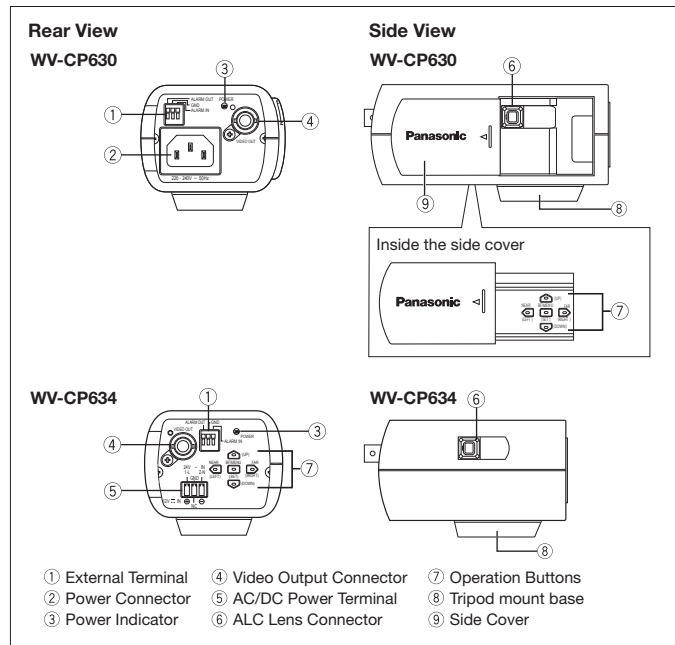


Specifications

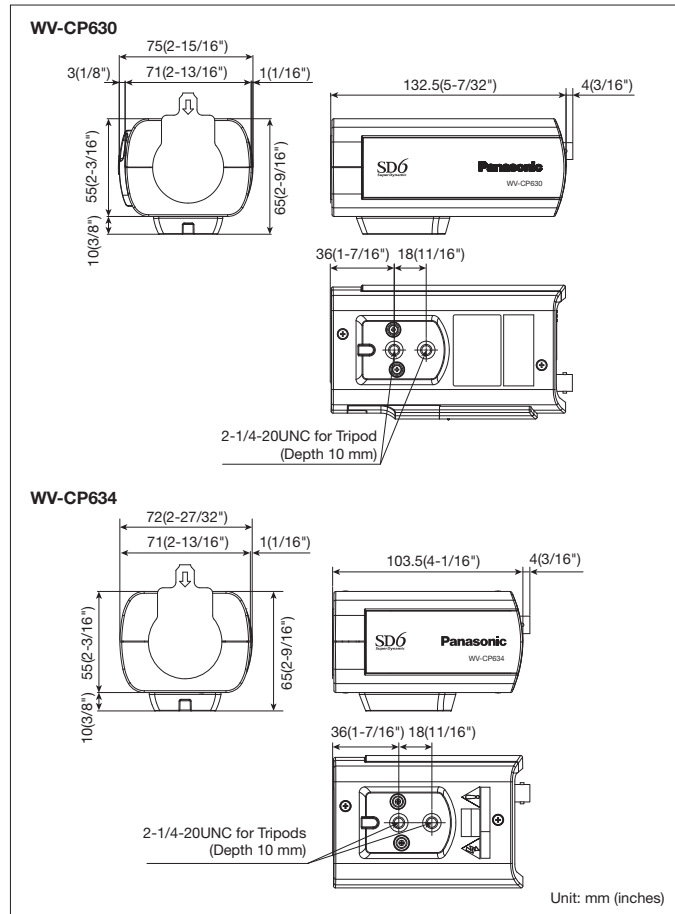
TV System	NTSC	PAL
Camera	1/3 type interline transfer CCD	
Image Sensor	976 (H) x 494 (V)	976 (H) x 582 (V)
Effective Pixels	2:1 interlace scan	
Scanning Mode	4.8 (H) x 3.6 (V) mm (3/16 inches (H) x 5/32 inches (V))	
Scanning Area	Horizontal : 15.734 kHz	Horizontal : 15.625 kHz
Scanning Frequency	Vertical : 59.94 Hz	Vertical : 50 Hz
Scanning Line	525 lines	625 lines
Horizontal Resolution	700 TV lines	
Minimum Illumination	Color : 0.08 lx (SENS UP : OFF), 0.003 lx* (SENS UP : 32x) at F1.4 B/W : 0.008 lx (SENS UP : OFF), 0.0003 lx* (SENS UP : 32x) at F1.4	
Signal-to-Noise Ratio	52 dB (AGC OFF, Weight ON)	
White Balance	AWC (2,000 - 10,000 K), ATW1 (2,700 - 6,000 K), ATW2 (2,000 - 6,000 K)	
Light Control	ALC / ALC+ / ELC	
AGC	ON (HIGH / MID / LOW) / OFF	
Super Dynamic	ON / OFF	
Dynamic Range	52 dB typical (Super Dynamic ON)	54 dB typical (Super Dynamic ON)
Electronic Shutter	OFF (1/60), 1/100, 1/250, 1/500, 1/1,000, 1/2,000, 1/4,000, 1/10,000, 1/12,000 s	OFF (1/50), 1/120, 1/250, 1/500, 1/1,000, 1/2,000, 1/4,000, 1/10,000, 1/12,000 s
Electronic Sensitivity UP	OFF / AUTO (2x, 4x, 6x, 10x, 16x, 32x) / FIX (2x, 4x, 6x, 10x, 16x, 32x, 64x, 128x, 256x, 512x)	
Digital Noise Reduction	LOW / HIGH	
Day&Night (IR)	AUTO1 / AUTO2 / ON / OFF	
Electronic zoom	ON (up to 2x) / OFF	
Scene File	2 patterns	
Video Motion Detection	OFF / MOTION DETECTION / SCENE CHANGE	
Privacy Zone	ON (1) / ON (2) / OFF	
Auto Image Stabilizer	ON / OFF	
Camera Title	English letter, numbers and symbols : up to 16 characters.	
Lens Mount	CS-mount	
ALC lens drive	DC drive	
Auto back focus	ABF / MANUAL / switching between color and BW interlocking	
Synchronization	Internal (INT), Multiplexed Vertical Drive (VD2)**, Line-Lock (LL)	
Upside-down	ON / OFF	
Lens distortion correction	0 to 255	
Input/ Output	Video Output	1.0 V [P-P] / NTSC composite 75Ω / BNC Connector Multiplexed VD2 and control data capable
	External I/O Terminals	1.0 V [P-P] / PAL composite 75Ω / BNC Connector Multiplexed VD2 and control data capable
		ALARM IN : 1 (OFF / ALARM / VMD PERMIT / BW) ALARM OUT : 1 (OFF / ALARM / BW)
General	Setup Method	OSD setup menu
	Language	English, Russian (For setup menu and camera title), German, French, Italian, Spanish, Portuguese (For setup menu), Japanese (Only for camera title. Setup menu is in English.)
	Safety/EMC Standard	UL (UL60065), FCC (Part15 ClassA), C-UL (CAN/CSA C22.2 No.60065), DOC (ICES003 ClassA)
	Power Source and Power Consumption	CE (EN60065, EN55022 ClassB, EN55024)
		WV-CP630 : 120 V AC 60 Hz, 2.3 W WV-CP634 : 24 V AC 60 Hz, 2.5 W 12 V DC, 220 mA
	Ambient Operating Temperature	-10 C ~ +50 C (14 F ~ 122 F)
	Ambient Operating Humidity	Less than 90 %
	Dimensions WV-CP630	75 mm (W) x 65 mm (H) x 132.5 mm (D) {2-15/16" (W) x 2-9/16" (H) x 5-7/32" (D)}
	WV-CP634	72 mm (W) x 65 mm (H) x 103.5 mm (D) {2-27/32" (W) x 2-9/16" (H) x 4-1/16" (D)}
	Mass WV-CP630	430 g {0.95 lbs.} (without power cord)
	WV-CP634	350 g {0.77 lbs.}

* Estimated figure
** NTSC model only

Part Names and Functions



Appearance



Trademarks and registered trademarks

– "Super Dynamic" logo is trademark or registered trademark of Panasonic Corporation.

Important

– Safety Precaution: Carefully read the Important Information, Installation Guide and operating instructions before using this product.

- All TV pictures are simulated.
- Weights and dimensions are approximate.
- Specifications are subject to change without notice.
- All product pictures are NTSC models.
- Masses and dimensions are approximate.
- Specifications are subject to change without notice.

DISTRIBUTED BY:

Panasonic

<http://security.panasonic.com>

<http://www.facebook.com/PanasonicNetworkCamera>

(82A-137A)