



65-inch Full High Definition Plasma Display

TH-65PF50E

Product specification (design and specification subject to change without notice)

■ DISPLAY

Screen Size (Diagonal)	65-inch (1,645 mm)
Aspect ratio	16:9
Effective Display Area (W x H)	1,434 x 806 mm
Number of pixels (H x V)	1,920 x 1,080 pixels (1 pixel=3cells for R, G and B)
Pixel Pitch (H x V)	0.747 x 0.747 mm
Contrast Ratio	5,000,000 :1
Gradation	6,144 steps (equivalent)
Panel Life*1	approx. 100,000 hours
Full HD 3D	3D Full HD Ready*2

*1: Guideline operating hours before the panel brightness is reduced to half when the panel is used to display motion pictures in the Standard mode. Afterimages (burned-in images) and malfunctions are not taken into consideration.

*2: An optional 3D IR Transmitter and 3D Eyewear are required for viewing 3D images.

■ CONNECTION TERMINAL

VIDEO IN	BNC x 1	1.0 V [p-p] (75 Ω)
AUDIO IN (L/R)	RCA x 1 set (Shared with component IN)	0.5 V [rms]
COMPONENT/RGB IN	BNC x 3	Y/G : with sync 1.0 V [p-p] (75 Ω) B/Pb/Cb, R/Pr/Cr: 0.7 V [p-p] (75 Ω)
AUDIO IN (L/R)	RCA x 1 set (Shared with Video IN)	0.5 V [rms]
HDMI IN	HDMI TYPE A connector x 1	
DVI-D IN	DVI-D 24pin x 1	Compliance with DVI Revision 1.0 Compatible with HDCP 1.1
AUDIO IN	M3 jack x 1 (Shared with PC IN)	0.5 V [rms]
PC IN	MINI D-SUB 15pin x1 (Female)	Y/G : with sync 1.0V [p-p] (75 Ω) without sync 0.7V [p-p] (75 Ω)
	Plug & Play (VESA DDC 2B)	B/Pb/Cb, R/Pr/Cr: 0.7V [p-p] (75 Ω) HD/VD : 1.0~5.0 V [p-p] (high impedance)
AUDIO IN	M3 jack x 1 (Shared with DVI-D IN)	0.5 V [rms]
Wireless I/F	Wireless Module (ET-WM200) terminal x 1	
Function Slot:SLOT 2.0	1 (Vacant)	

■ CONTROL TERMINAL

LAN	RJ45 10 BASE-T/100 BASE-TX, Compatible with PJ Link
SERIAL	D-SUB 9pin x 1 (EXTERNAL CONTROL TERMINAL), RS-232C COMPATIBLE
3D shutter out	M3 jack x 1 (for 3D IR Transmitter)
DC 8V out for 3D IR Transmitter	Center Plus for EIAJ 4 mm Plug

■ ELECTRICAL

Power Requirements	220-240 V AC, 50Hz/60Hz
Power Consumption	510 W
On Mode Average Power Consumption*2	approx. 310 W
Power off condition	approx. 0.3 W
Stand-by condition	approx. 0.5 W

*2: Based on IEC62087 Ed.2 measurement method.

■ SOUND

EXT Speaker	8Ω 20 W [10 W + 10 W] (10 % THD)
-------------	----------------------------------

■ MECHANICAL

Dimensions (W x H x D)	1,554 x 925 x 99 mm
Carton Dimensions (W x H x D)	1,700 x 1,032 x 400 mm
Weight	approx. 60.0 kg
Gross weight	approx. 73.0 kg
Cabinet Color	Black

■ ENVIRONMENTAL

Operating environment	Temperature : 0 °C to 40 °C
	Humidity : 20 % to 80 % (Non condensation)
	Altitude : 0 to 2,800 m
Storage environment	Temperature : -20 °C to 60 °C
	Humidity : 20 % to 90 % (Non condensation)
	Altitude : 0 to 3,300 m

■ STANDARD (CERTIFICATIONS)

SAFETY REGULATIONS	EN60065, IEC60065, GOST
RADIATION REGULATIONS	EN55022 Class-B, EN55024, EN61000-3-2, EN61000-3-3

■ REMOTE CONTROL TRANSMITTER

Power Requirements	DC 3 V (2 x R6 (UM3) Size batteries)
Operation distance	approx. 7m in front of plasma display
Weight	approx. 100g including batteries

■ INCLUDED ACCESSORIES

- AC power cord - Operating instruction book - CD-ROM x 1 - Remote control transmitter - Batteries
- Clamper x 1 - Ferrite core x 2

MAIN FEATURE

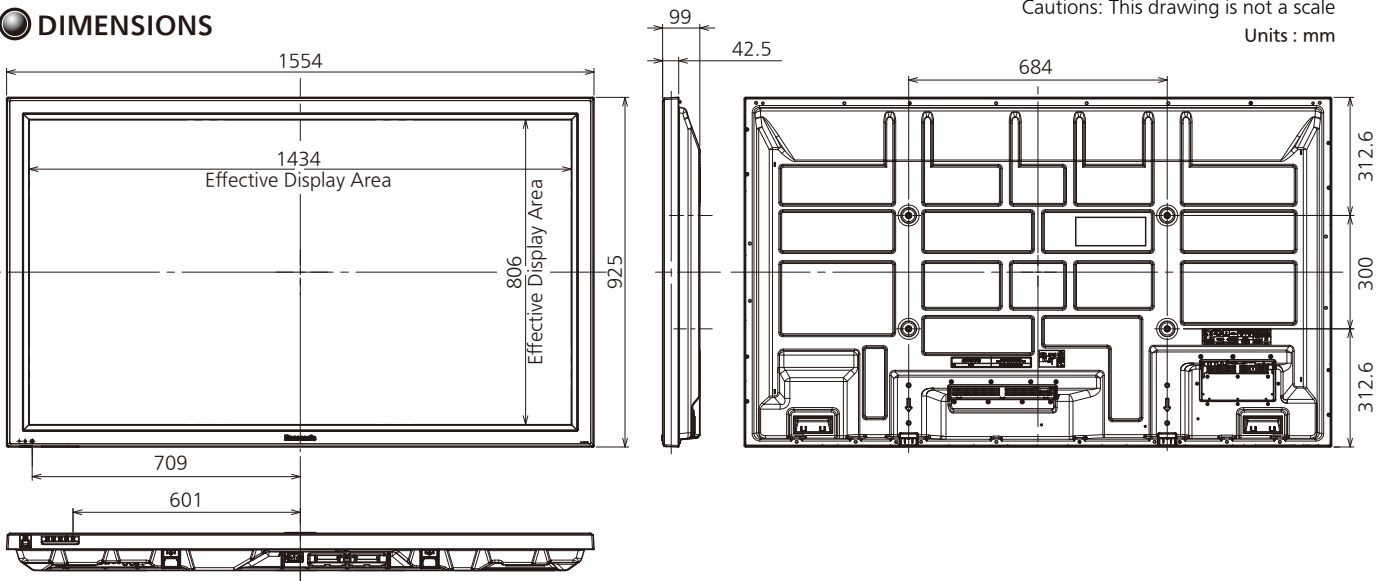
Wireless connections	Yes*1
Brightness Sensor	Yes
Digital Zoom	Yes
Portrait Zoom	Yes
Video Wall	Yes (N x M, up to 5 x 5)
1 : 1Pixel Mode	Yes
Display size setting	Yes
Auto Set Up	Yes
Picture profile (Memory save)	Yes
HDMI Range	Yes
Screen Saver	Negative image, Scrolling bar only, White screen, Overlay scrolling bar
NANO DRIFT Saver	Yes (LOW/MID/HIGH)
Side Bar Adjust	Yes
Peak Limit	Yes
Power Save	Yes
Stand By Save	Yes
Power Management (PC/DVI)	Yes
No Signal Power Off	Yes
Weekly Command Timer	Yes
Audio Input Select	Yes
Studio Mode (W/B, Gain)	Yes
Initial INPUT/VOL Level	Yes
INPUT/Button Lock	Yes
Remote-control User Level	Yes
Maximum VOL level	Yes

*1: Panasonic Wireless Module (ET-WM200), sold separately, is required.

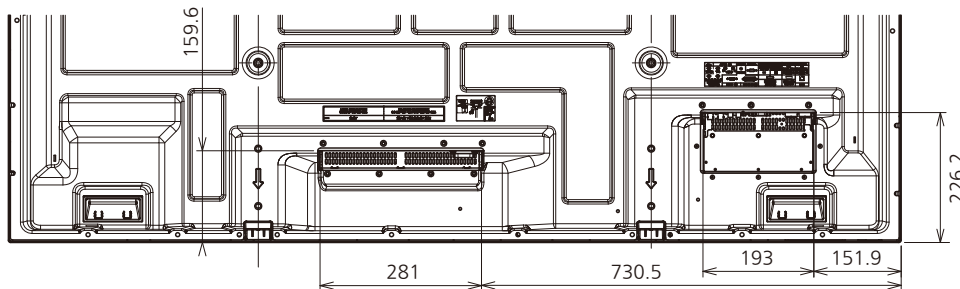
OPTIONAL ACCESSORIES

Pedestal	TY-ST65P20
Wall-hanging bracket (vertical/angled)	TY-WK65PR20
Speakers	TY-SP65P11WK
Touch Panel	TY-TP65P30K
3D IR Transmitter	TY-3D30TRW
3D Eyewear	TY-EW3D3LE TY-EW3D3ME TY-EW3D3SE
BNC Dual Video Terminal Board	TY-FB9BD
DVI-D Terminal Board	TY-FB11DD
Dual HDMI Terminal Board	TY-FB10HMD
HD-SDI Terminal Board	TY-FB9HD
HD-SDI with Audio Terminal Board	TY-FB10HD
Dual link HD-SDI Terminal Board	TY-FB11DHD
AV Terminal Box	TY-TB10AV
Wireless Module	ET-WM200E
Easy Wireless Stick	ET-UW100

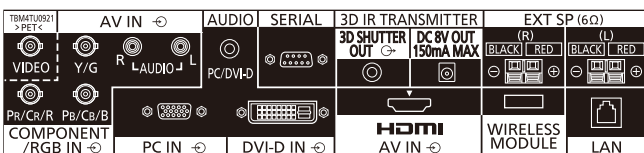
DIMENSIONS



TERMINAL DIMENSIONS



CONNECTION TERMINAL



● Applicable Input Signals

* Mark: Applicable input signal

	Signal name	Horizontal frequency (kHz)	Vertical frequency (Hz)	COMPONENT / RGB IN / PC IN (Dot clock (MHz))	DVI-D IN (Dot clock (MHz))	HDMI
1	525 (480) / 60i	15.73	59.94	* (13.5)	* (27.0)	*
2	525 (480) / 60p	31.47	59.94	* (27.0) *5	* (27.0)	*
3	625 (575) / 50i	15.63	50.00	* (13.5)		
4	625 (576) / 50i	15.63	50.00		* (27.0)	*
5	625 (575) / 50p	31.25	50.00	* (27.0)		
6	625 (576) / 50p	31.25	50.00		* (27.0)	*
7	750 (720) / 60p	45.00	60.00	* (74.25)	* (74.25)	*
8	750 (720) / 50p	37.50	50.00	* (74.25)	* (74.25)	*
9	1,125 (1,080) / 60p	67.50	60.00	* (148.5) *1	* (148.5)	*
10	1,125 (1,080) / 60i	33.75	60.00	* (74.25) *1	* (74.25)	*
11	1,125 (1,080) / 50p	56.26	50.00	* (148.5) *1	* (148.5)	*
12	1,125 (1,080) / 50i	28.13	50.00	* (74.25) *1	* (74.25)	*
13	1,125 (1,080) / 24sF	27.00	48.00	* (74.25) *2		
14	1,125 (1,080) / 30p	33.75	30.00	* (74.25) *1	* (74.25)	
15	1,125 (1,080) / 25p	28.13	25.00	* (74.25) *1	* (74.25)	
16	1,125 (1,080) / 24p	27.00	24.00	* (74.25) *1	* (74.25)	*
17	1,250 (1,080) / 50i	31.25	50.00	* (74.25) *3		
18	2,048 × 1,080 / 24sF *7	27.00	48.00			
19	2,048 × 1,080 / 24p *7	27.00	24.00			
20	640 × 400 @70 Hz	31.46	70.07	* (25.17)		
21	640 × 480 @60 Hz	31.47	59.94	* (25.18) *6	* (25.18)	*
22	640 × 480 @72 Hz	37.86	72.81	* (31.5)		
23	640 × 480 @75 Hz	37.50	75.00	* (31.5)		
24	640 × 480 @85 Hz	43.27	85.01	* (36.0)		
25	800 × 600 @56 Hz	35.16	56.25	* (36.0)		
26	800 × 600 @60 Hz	37.88	60.32	* (40.0)	* (40.0)	*
27	800 × 600 @72 Hz	48.08	72.19	* (50.0)		
28	800 × 600 @75 Hz	46.88	75.00	* (49.5)		
29	800 × 600 @85 Hz	53.67	85.06	* (56.25)		
30	852 × 480 @60 Hz	31.47	59.94	* (33.54) *6	* (34.24)	*
31	1,024 × 768 @50 Hz	39.55	50.00		* (51.89)	*
32	1,024 × 768 @60 Hz	48.36	60.00	* (65.0)	* (65.0)	*
33	1,024 × 768 @70 Hz	56.48	70.07	* (75.0)		
34	1,024 × 768 @75 Hz	60.02	75.03	* (78.75)		
35	1,024 × 768 @85 Hz	68.68	85.00	* (94.5)		
36	1,066 × 600 @60 Hz	37.64	59.94	* (53.0)	* (53.0)	*
37	1,152 × 864 @60 Hz	53.70	60.00		* (81.62)	*
38	1,152 × 864 @75 Hz	67.50	75.00	* (108.0)		
39	1,280 × 768 @60 Hz	47.70	60.00	* (80.14)		
40	1,280 × 800 @60 Hz (1)	49.31	59.91	* (71.0)	* (71.0)	*
41	1,280 × 800 @60 Hz (2)	49.70	59.81	* (83.5)	* (83.5)	*
42	1,280 × 960 @60 Hz	60.00	60.00	* (108.0)		
43	1,280 × 960 @85 Hz	85.94	85.00	* (148.5)		
44	1,280 × 1,024 @60 Hz	63.98	60.02	* (108.0)	* (108.0)	*
45	1,280 × 1,024 @75 Hz	79.98	75.03	* (135.0)		
46	1,280 × 1,024 @85 Hz	91.15	85.02	* (157.5)		
47	1,366 × 768 @50 Hz	39.55	50.00		* (69.92)	*
48	1,366 × 768 @60 Hz	48.36	60.00	* (86.71)	* (87.44)	*
49	1,400 × 1,050 @60 Hz	65.22	60.00		* (122.61)	*
50	1,440 × 900 @60 Hz (1)	55.47	59.90	* (88.75)	* (88.75)	*
51	1,440 × 900 @60 Hz (2)	55.93	59.89	* (106.5)	* (106.5)	*
52	1,600 × 1,200 @60 Hz	75.00	60.00	* (162.0)	* (162.0)	*
53	1,600 × 1,200 @65 Hz	81.25	65.00	* (175.5)		
54	1,920 × 1,080 @60 Hz	67.50	60.00	* (148.5) *4	* (148.5)	*
55	1,920 × 1,200 @60 Hz	74.04	59.95		* (154.0)	*
56	Macintosh13" (640 × 480)	35.00	66.67	* (30.24)		
57	Macintosh16" (832 × 624)	49.72	74.54	* (57.28)		
58	Macintosh21" (1,152 × 870)	68.68	75.06	* (100.0)		

* 1: Based on SMPTE 274M standard.

* 2: Based on SMPTE RP211 standard.

* 3: Based on SMPTE 295M standard.

* 4: The input signal is recognized as 1,125 (1,080) / 60p.

* 5: When selected the RGB format and 525p signal input to the PC IN terminal, it is recognized as VGA 60Hz signal.

* 6: When inputted VGA 60Hz format signal from the other than PC IN terminal, it is recognized as 525p signal.

* 7: Based on SMPTE 292M and 372M standards. These signals can be received when the Dual Link HD-SDI Terminal Board (TY-FB11DHD) is installed.

Note: Signals without above specification may not be displayed properly.